

Modern Classic SLRs Series :
Canon F1 - Preface

Canon F-1

Basic steps for normal photography


Look through the viewfinder & focus

5



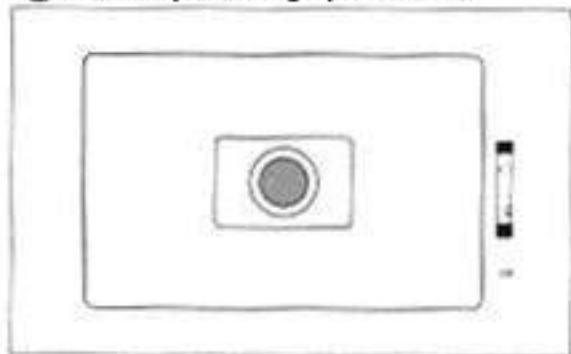
1

Loading the film



6

Composing picture



2

Setting ASA film speed




7

Determine exposure with meter




3

Wind the film advance lever



8

Press the shutter release button gently



4

Remove lens cap

9

Rewind film after exposing

| **Back** |