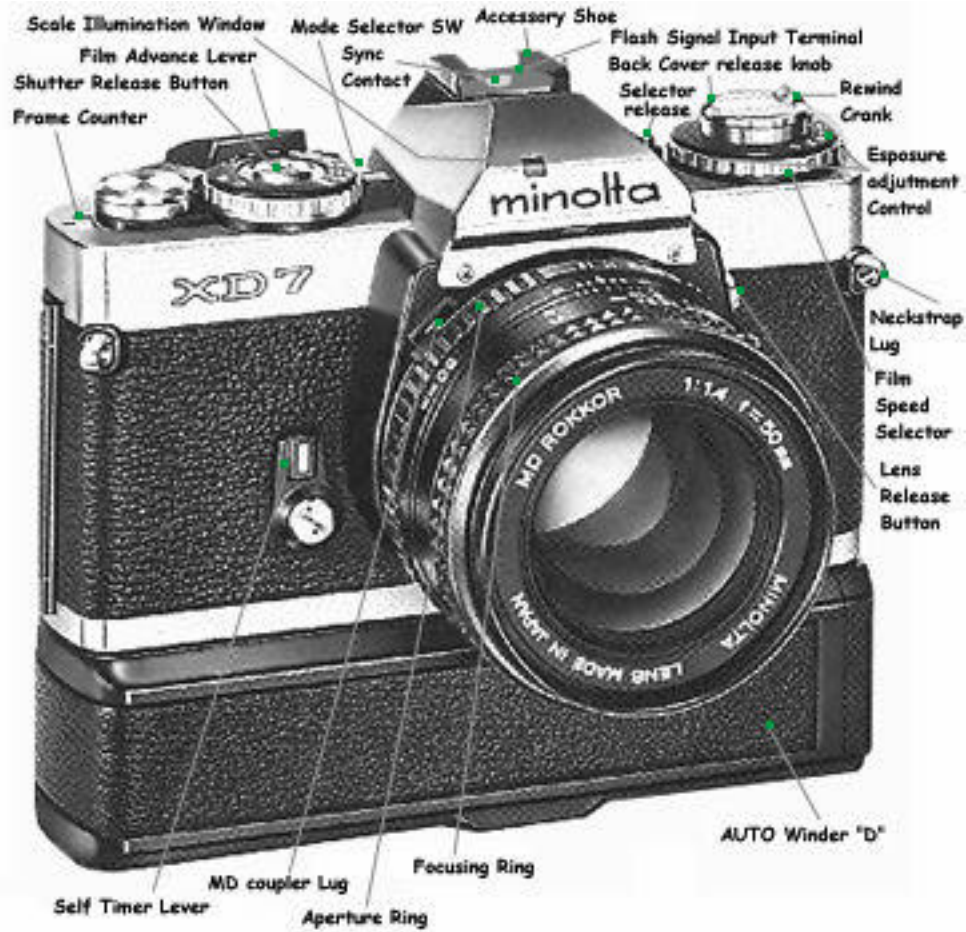
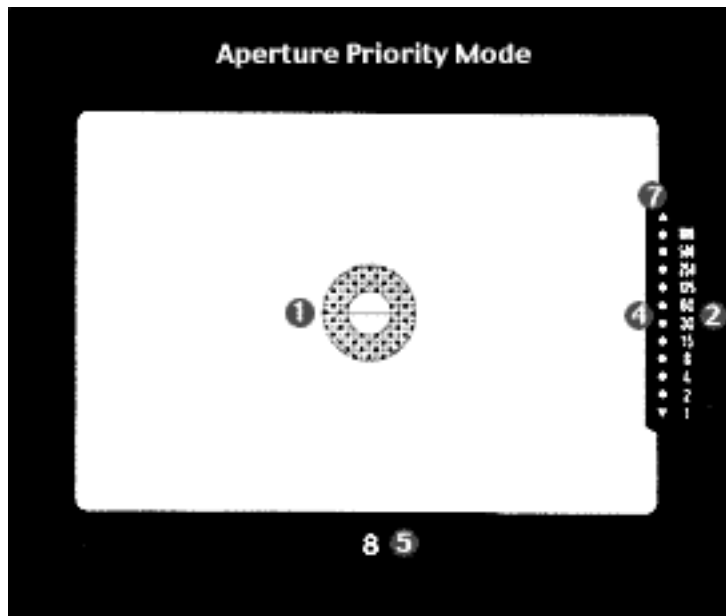



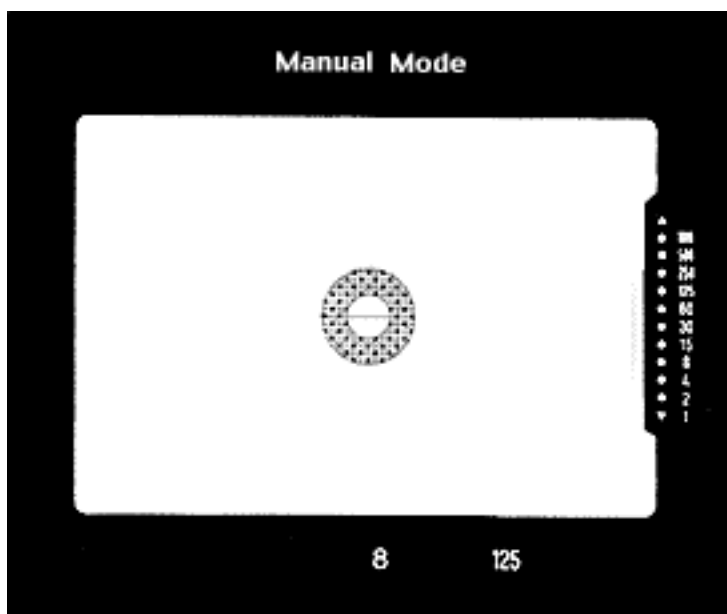
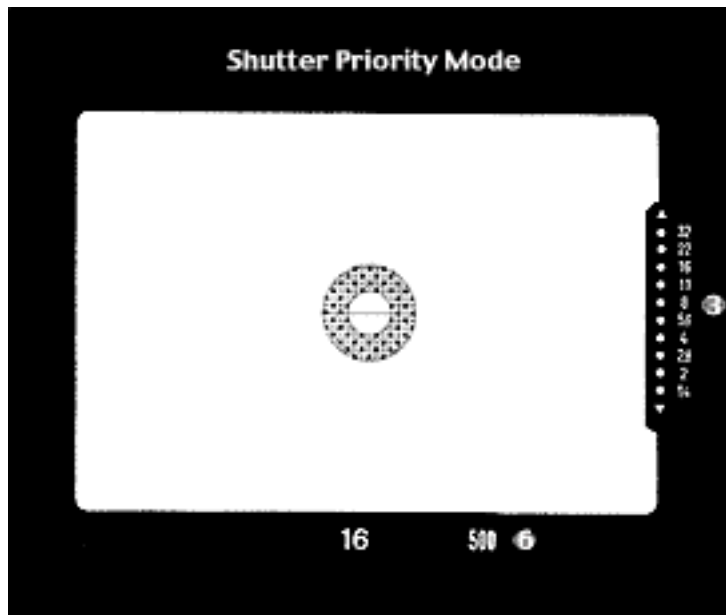
The Minolta XD-7 (XD-11) - Main Reference Map





1. Split-image/microprism focusing spot,
2. Shutter-speed scale,
3. Aperture f-number scale (see p. 23),
4. Indicator LED's (show speed being set on "A" mode, aperture being set on "S" mode, and correct exposure in "M" mode when shutter speed indicated agrees with speed manually set),
5. F-number of lens aperture set,
6. Shutter speed set (for "S" or "M" mode), and
7. LED over- or under-range indicators (over-range indicator is also flash-ready and "X," "B," and "O" signal). For operation details, see the sections on exposure control,

manual settings and flash operation.



| [Back](#) |

to [spec sheet](#) or proceeds to user's [care and maintainance](#) section

| [Back](#) |

to Index Page of Minolta XD-7

Copyright 1999 © [leofoo](#)® MIR Web Development Team;
Credit: Mir Poon of Foto Poon, Ipoh for his untiring effort to see this site up and running.
Dedicated to a friend: 'JB' whom I have never met but remains a constant motivated force.
Dedicated to all the Minolta fans.



[Home](#) - Photography in Malaysia